



Submittal Data Information

301-010

Replacement Header Pump

Effective: February 18, 2010

Supersedes: April 15, 2001

Job: _____ Engineer: _____ Contractor: _____ Rep: _____

ITEM NO.	MODEL NO.	IMP. DIA.	G.P.M.	HEAD/FT.	H.P.	ELEC. CHAR.

Specifications

- ImpellerOne piece Cast Bronze
- Shaft5/8" shaft
- CouplerWOODS 4J
- Mechanical Seal ...Ceramic
- Temp. Rating...250°F (Max.)
- BearingsPermanently Lubricated
Replacement Cartridge
- MotorCapacitor Start
- Pressure Rating...175 (Max)
- Temp. Rating250°F (Max)
- Motor TypeResilient Mount
- Horsepower1/2 & 3/4 @ 1750 RPM
- Electrical Char115/60/1
Automatic Overload

Application:

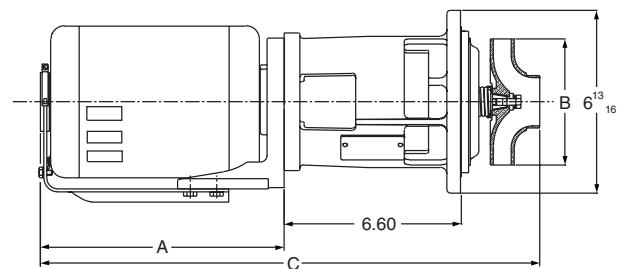
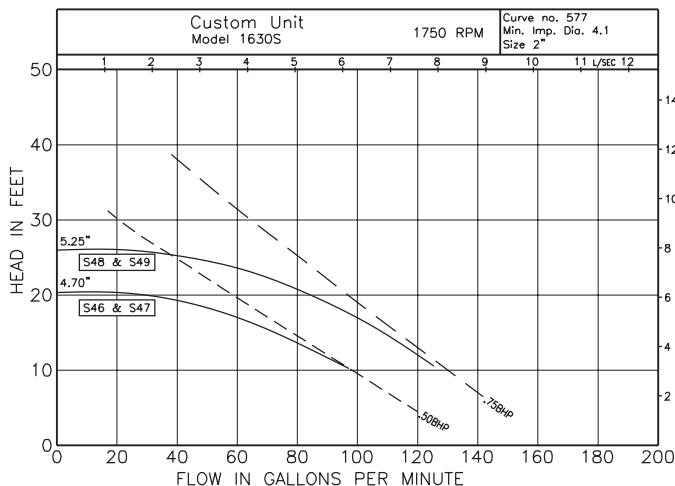
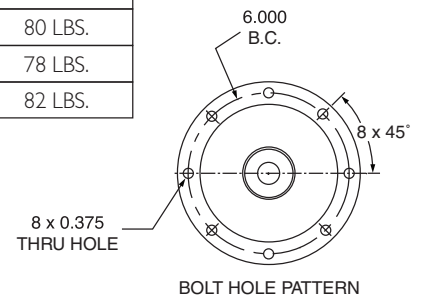
The Taco replacement header pumps are designed to replace all factory mounted header pumps with the special bolt circle for mounting on any boiler of this style. The pump is available in bronze construction for open or closed systems. The pumps are available in standard and high ambient designs and in two different horsepowers — 1/2 HP and 3/4 HP. The 1/2 HP will replace any 1/3 HP pumps that were supplied by the OEM. The pump uses standard 1600 replacement parts* (except for the impeller which is special) for easy parts replacement. The motor and bearing assembly have sealed ball bearings and never have to be oiled or greased.

The motor is also resilient mounted for reliable quiet operation. The pump comes with the standard 1600 John Crane mechanical seal with cupronickel shaft sleeve and external water slinger for added bearing assembly life in case of seal failure. The shaft on the bearing assembly is 5/8" OD and is not stepped down as in other pump design, which can cause shaft failure. Because of the universal machining of the bracket assembly, the Taco Replacement Header Pump will replace most models on the market today.

* NOTE: When replacing cartridge or mechanical seal, a 1630-124RP Gasket Kit must be ordered

Dimensions:

MODEL NUMBER	HP	SPEED RPM	VOLTS	H _Z	PH	SERVICE FACTOR	AMB. TEMP.	A	B	C	SHIPPING WEIGHT
1630-S46	1/2	1725	115	60	1	1.25	50° C	9.46	4.70	18.06	76 LBS.
1630-S47	1/2	1725	115	60	1	1.25	60° C	10.00	4.70	18.60	80 LBS.
1630-S48	3/4	1725	115	60	1	1.25	40° C	10.65	5.25	19.25	78 LBS.
1630-S49	3/4	1725	115	60	1	1.25	60° C	9.57	5.25	18.17	82 LBS.



Taco, Inc., 1160 Cranston Street, Cranston, RI 02920 | Tel: (401) 942-8000 | FAX: (401) 942-2360

Taco (Canada), Ltd., 8450 Lawson Road, Suite #3, Milton, Ontario L9T 0J8 | Tel: (905) 564-9422 | FAX: (905) 564-9436

Visit our web site: www.TacoComfort.com | Printed in USA | ©2015 Taco, Inc.

