



# Submittal Data Information

101-066

## Plumb 'n' Plug

Effective: October 15, 2003

Supersedes: 100-066 Dated April 1, 2003

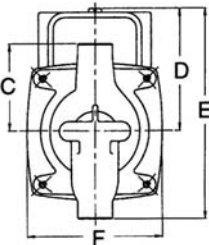
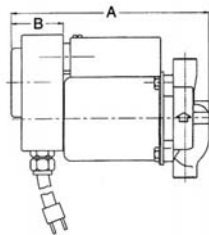
Job: \_\_\_\_\_ Engineer: \_\_\_\_\_ Contractor: \_\_\_\_\_ Rep: \_\_\_\_\_

ITEM NO.	MODEL NO.	

### Digital Timer Option

#### Features - Digital Timer

- Digital Timer; 7 day Programmable
- Large LCD Display
- Up to 10 ON/OFF Program Settings
- Easy-to-Use "Circular Program" Buttons
- On/Off Intervals as Short as 1 Minute
- 100 hour Capacitor Backup to Retain Settings During Power Outages



#### Application - Digital Timer Option

The Plumb n' Plug with Digital Timer allows up to 10 precise ON/OFF program settings to fit any homeowners' schedule. Multiple settings allow for different weekday/weekend run times. Run time intervals can be set as short as 1 minute to maximize energy savings. Easy-to-Use "circular programming" clock face and large LCD display make settings a snap. Its on-board capacitor retains settings in memory for up to 100 hours, during power outages.

#### Dimensions & Weights - Digital Timer

Model	Connection	A		B		C		D		E		F		Ship Wt.	
		in.	mm	in.	mm	in.	mm	in.	mm	in.	mm	in.	mm	lbs.	Kg
003-BC4-8PNP	1/2" Swt	7-1/4	184	1-15/16	49	2-1/8	54	3-1/16	78	5-1/4	134	3-5/16	84	7.0	3.2
003-B4-2-PNP	3/4" Swt	7-1/4	184	1-15/16	49	2-3/16	56	3-1/16	78	5-1/4	134	3-5/16	84	7.0	3.2
003-BT4-2PNP	3/4" FNPT	7-1/4	184	1-15/16	49	2	51	3-1/16	78	5-1/4	134	3-5/16	84	7.0	3.2
003-BC4-9PNP	Union	7-1/4	184	1-15/16	49	2-31/32	76	3-1/16	78	5-1/4	134	3-5/16	84	7.0	3.2
PNP Models with Integral Flow Check (IFC)															
003-BC4-11PNP	1/2" Swt	8-1/8	205	1-15/16	49	2-13/16	56	3-1/16	78	5-1/4	134	3-5/16	84	7.0	3.2
003-BC4-10PNP	3/4" Swt	8-1/8	205	1-15/16	49	2-13/16	56	3-1/16	78	5-1/4	134	3-5/16	84	7.0	3.2

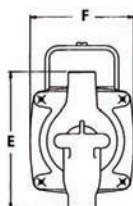
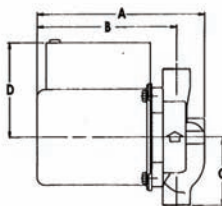
#### Dimensions & Weights - Digital Timer

Model	Connection	A		B		C		D		E		F		Ship Wt.	
		in.	mm	in.	mm	in.	mm	in.	mm	in.	mm	in.	mm	lbs.	Kg
006-BC4-4PNP	1/2" Swt	7-1/4	184	1-15/16	49	2-1/8	54	3-1/16	78	5-1/4	134	3-5/16	84	7.0	3.2
006-B4-2PNP	3/4" Swt	7-1/4	184	1-15/16	49	2-3/16	56	3-1/16	78	5-1/4	134	3-5/16	84	7.0	3.2
006-BT4-2PNP	3/4" FNPT	7-1/4	184	1-15/16	49	2	51	3-1/16	78	5-1/4	134	3-5/16	84	7.0	3.2
006-BC4-5PNP	Union	7-1/4	184	1-15/16	49	2-31/32	76	3-1/16	78	5-1/4	134	3-5/16	84	7.0	3.2
PNP Models with Integral Flow Check (IFC)															
006-BC7-5PNP	1/2" Swt	8-1/8	205	1-15/16	49	2-13/16	56	3-1/16	78	5-1/4	134	3-5/16	84	7.0	3.2
006-BC7-4PNP	3/4" Swt	8-1/8	205	1-15/16	49	2-13/16	56	3-1/16	78	5-1/4	134	3-5/16	84	7.0	3.2

### Line Cord Only Option

#### Application - Line Cord Only Option

For recirculation systems setup for constant circulation or with an optional aquastat control, use Plumb n' Plug with line cord only. Simply Plumb it in and Plug it in.



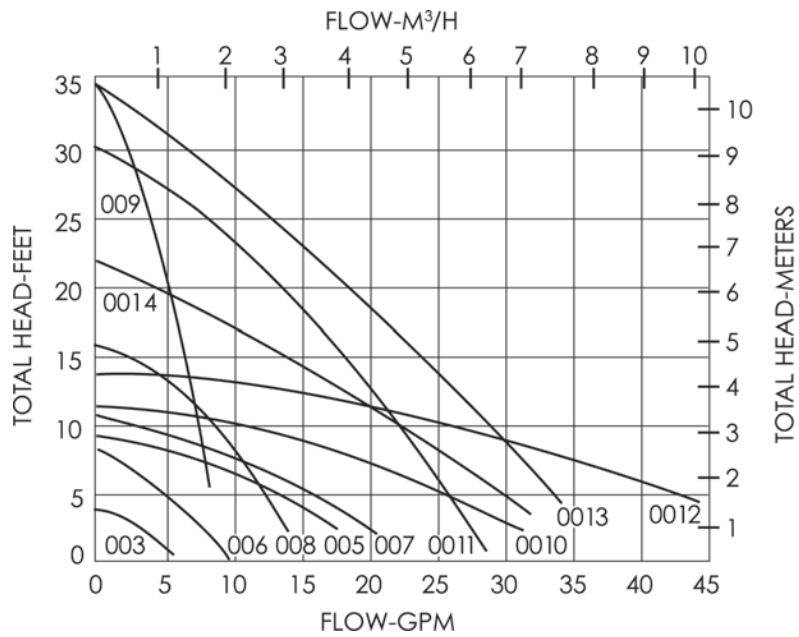
#### Pump Dimensions & Weights - Line Cord Only

Model	Connection	A		B		C		D		E		F		Ship Wt.	
		in.	mm	in.	mm	in.	mm	in.	mm	in.	mm	in.	mm	lbs.	Kg
003-BC4-4PNP	1/2" Swt	5-1/8	130	4-1/8	105	2-3/16	56	3-1/16	78	4-13/32	112	3-5/16	84	6.5	2.9
003-B4-1PNP	3/4" Swt	5-1/8	130	4-1/8	105	2-1/8	54	3-1/16	78	4-1/4	108	3-5/16	84	6.5	2.9
003-BT4-1PNP	3/4" FNPT	5-5/8	143	4-7/8	124	2	51	3-1/16	78	4	102	3-5/16	84	6.5	2.9
003-BC4-5PNP	Union	5-5/32	131	4-11/32	110	2-31/32	76	3-1/16	78	5-15/16	151	3-5/16	84	6.5	2.9
PNP Models with Integral Flow Check (IFC)															
003-BC4-7PNP	1/2" Swt	6	152	4-7/8	124	2-3/16	56	3-1/16	78	4-3/8	111	3-5/16	84	6.5	2.9
003-BC4-6PNP	3/4" Swt	6	152	4-7/8	124	2-3/16	56	3-1/16	78	4-3/8	111	3-5/16	84	6.5	2.9

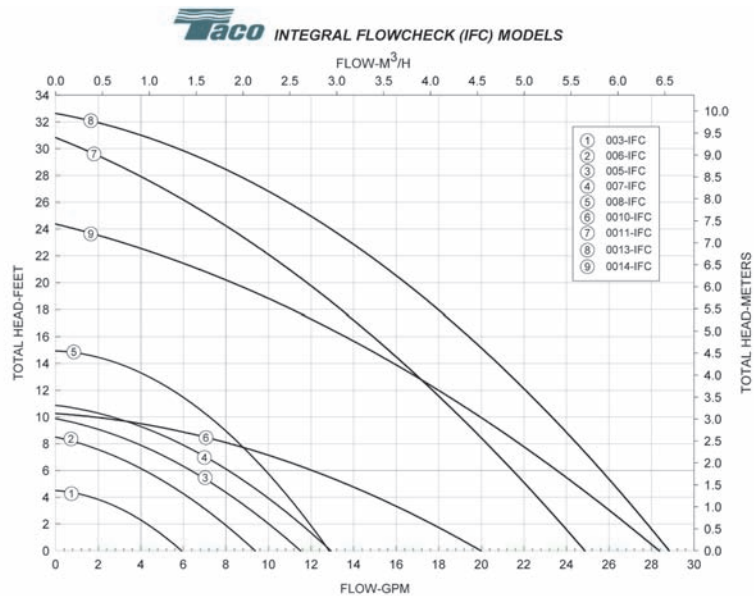
#### Pump Dimensions & Weights - Line Cord Only

Model	Connection	A		B		C		D		E		F		Ship Wt.	
		in.	mm	in.	mm	in.	mm	in.	mm	in.	mm	in.	mm	lbs.	Kg
006-BC4-2PNP	1/2" Swt	5-1/8	130	4-1/8	105	2-3/16	56	3-1/16	78	4-13/32	112	3-5/16	84	6.5	2.9
006-B4-1PNP	3/4" Swt	5-1/8	130	4-1/8	105	2-1/8	54	3-1/16	78	4-1/4	108	3-5/16	84	6.5	2.9
006-BT4-3PNP	3/4" FNPT	5-5/8	143	4-7/8	124	2	51	3-1/16	78	4	102	3-5/16	84	6.5	2.9
006-BC4-3PNP	Union	5-5/32	131	4-11/32	110	2-31/32	76	3-1/16	78	5-15/16	151	3-5/16	84	6.5	2.9
PNP Models with Integral Flow Check (IFC)															
006-BC7-3PNP	1/2" Swt	6	152	4-7/8	124	2-3/16	56	3-1/16	78	4-3/8	111	3-5/16	84	6.5	2.9
006-BC7-2PNP	3/4" Swt	6	152	4-7/8	124	2-3/16	56	3-1/16	78	4-3/8	111	3-5/16	84	6.5	2.9

## 60 Hz Performance Field



## 60 Hz Performance Field



**Do it Once. Do it Right.®**

TACO INC., 1160 Cranston Street, Cranston, RI 02920 Telephone: (401) 942-8000 Fax: 942-2360  
 TACO (Canada), Ltd., 6180 Ordan Drive, Mississauga, Ontario L5T 2B3 Telephone: (905) 564-9422 Fax: (905) 564-9436

Visit our website at: [www.taco-hvac.com](http://www.taco-hvac.com)

Printed in USA  
 Copyright 2006  
 TACO, Inc.