

ON COMMAND™

HOT WATER RECIRCULATION



Enjoy the soothing convenience and
comfort of hot water
Save water, energy and money with **On Command™**


Do your **best work.®**

On Command™ delivers **hot water** to the fixture, while the

Hot water without the waste!

Have hot water at your fingertips whenever you turn the faucet. Stop wasting water as you wait for cold to turn to hot. Stop burning energy as you wait for warm to turn warmer. The Taco On Command™ puts an end to the waste – and the wait – forever.

How On Command™ works...

The On Command™ is a small, silent pump attached to your hot and cold water lines in the cabinet under your most remote kitchen or bath fixture. When On Command™ is activated, the cool water you normally let run down the drain is circulated back to the water heater through the cold water line.

Instantly the pump circulates hot water from the water heater, and returns the cooled water back through the cold water line. When the hot water arrives at the faucet, the On Command™ heat sensor and control board shut off the pump to prevent pumping excess hot water into the cold water line.

Activate On Command™ only when you need it.

On Command™ only runs when you tell it to, and it's smart enough to know when the water currently in the line is hot enough. On Command™ can be activated with the push of a button, or with an optional wireless remote transmitter/receiver or optional hard-wired motion sensor.

On Command™ is easy to install.

NO NEW PIPING REQUIRED.

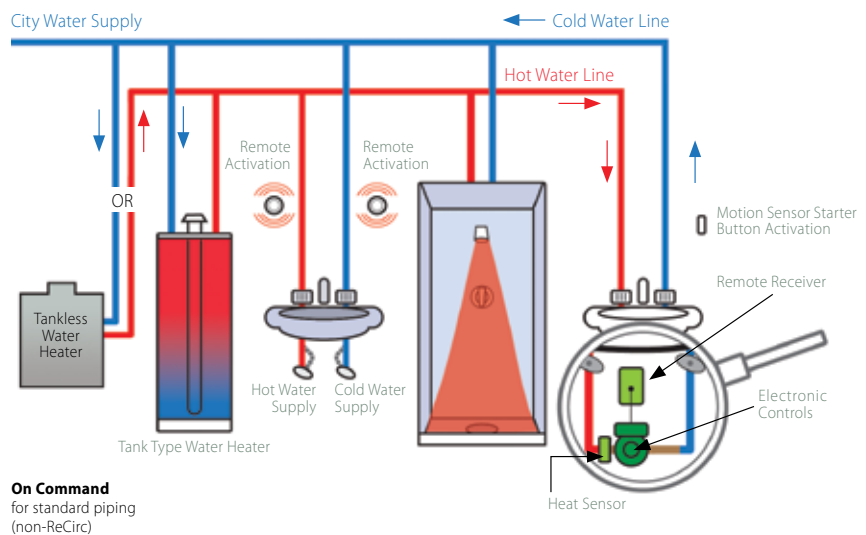
The On Command™ not only saves water and energy, it saves in construction costs as well. No new return line is necessary; no need to drain the

system; no demolition and repair. In fact, On Command™ can be installed in just **eight simple steps**.

On Command™. A great way to save.

On Command™ operates 24 hours a day to save you water, energy and money. What's more, it's made by Taco, known by plumbing professionals as a world leader in high quality hydronic components since 1920.

The average home may waste over 12,000 gallons of water per year while waiting for hot water. Stop wasting and start saving with a *Taco On Command™*.



the cold water stays in the cold water line.



Step 1:
Select the most distant fixture from the water heater



Step 2:
Remove Angle Stops



Step 3:
Install T's



Step 4:
Reattach Angle Stops




Step 5:
Connect Flex Lines



Step 6:
Connect to the On Command Circulator



Step 7:
Install Starter Button and Plug-in



Step 8:
Enjoy Hot Water in Seconds!



e-smart® is our way of helping you quickly identify our most resource-saving products.

Standard Piping: Tank Type Water Heater

Size of Home	Total length of Pipe (ft)	Model
Small	50	006-CT-USK
Medium	100	008-CT-USK
Large/Commerical	Over100	0011-CF-USK

Tankless Water Heater

Size of Home	Total length of Pipe (ft)	Model
Small / Medium	<60	008-CT-USK
Large/Commerical	60+	0011-CF-USK

Recirculation Piping: Tank Type Water Heater

Size of Home	Total length of Pipe (ft)	Model
Small	100	006-CT
Medium	200	008-CT
Large/Commerical	200+	0011-CF

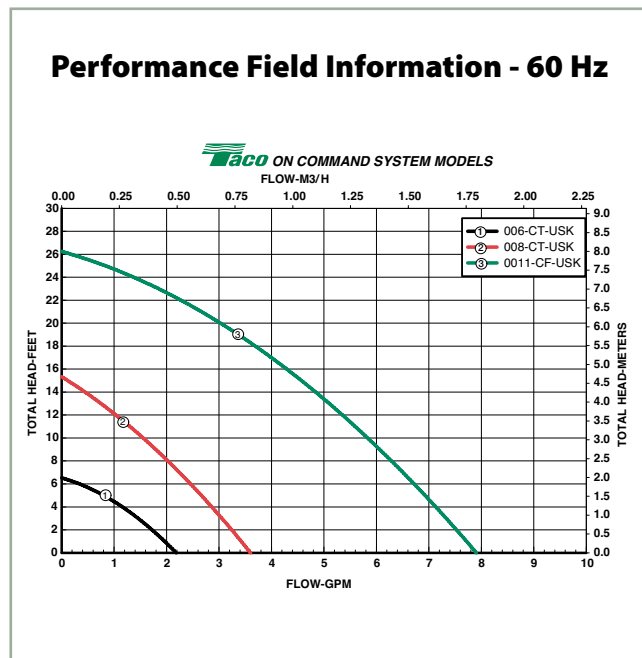
Tankless Water Heater

Size of Home	Total length of Pipe (ft)	Model
Small / Medium	<2500	008-CT
Large/Commerical	2500+	0011-CF

C = On Command
T = Threaded
F = Flanged
USK = under sink kit

On Command™ System Accessories

Model	Description
554-7	RF Remote Transmitter/Receiver Kit
554-8	RF Individual Remote Transmitter Button
554-3	Hardwired Individual Starter Button Round
554-4	Motion Sensor Kit



Taco, Inc.,
1160 Cranston Street, Cranston, RI 02920
(401) 942-8000 / Fax (401) 942-2360

Taco (Canada) Ltd.
8450 Lawson Road, Unit #3, Milton, Ontario L9T 0J8
(905) 564-9422 / Fax (905) 564-9436

